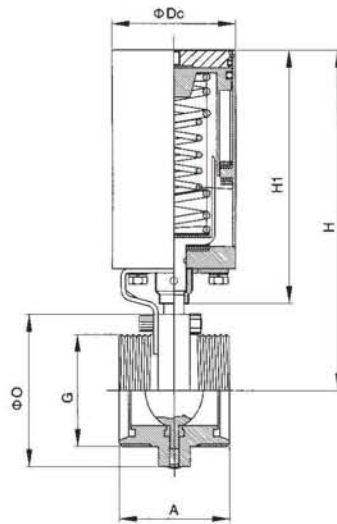


Unit: mm

Pneumatic Butterfly Valve

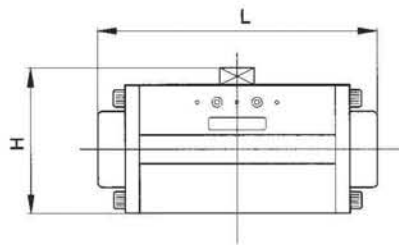


DIN

Size	O	G	A	Dc	H	H1
DN15	78.0	34X1/8	66.0	85.0	222.5	180.5
DN20	78.0	44X1/6	66.0	85.0	222.5	180.5
DN25	78.0	52X1/6	66.0	85.0	222.5	180.5
DN32	86.0	58X1/6	70.0	85.0	226.5	180.5
DN40	90.0	65X1/6	74.0	85.0	228.5	180.5
DN50	106.0	78X1/6	76.0	85.0	236.5	180.5
DN65	124.0	95X1/6	84.0	85.0	245.5	180.5
DN80	139.0	110X1/4	90.0	85.0	253.0	180.5
DN100	159.0	130X1/4	108.0	85.0	263.0	180.5
DN125	185.0	160X1/4	130.0	133.0	415.5	298.0
DN150	215.0	190X1/4	150.0	133.0	430.5	298.0

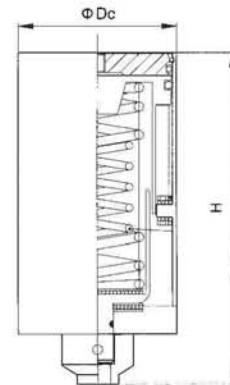
Aluminium Pneumatic Actuator

Size	H	L	arm with butterfly valve	arm with ball valve
AT1	91.0	131.0	DN20-DN40 1/2"-4"	DN15-DN25 1/2"-1"
AT2	112.0	185.0	DN50-DN100 2"-4"	DN32-DN50 1 1/4"-2"
AT3	128.0	230.0	DN125 5"	DN65-DN80 2 1/2"-3"
AT4	154.0	290.0	DN150-DN200 6"-8"	DN100 3 1/2"-4"

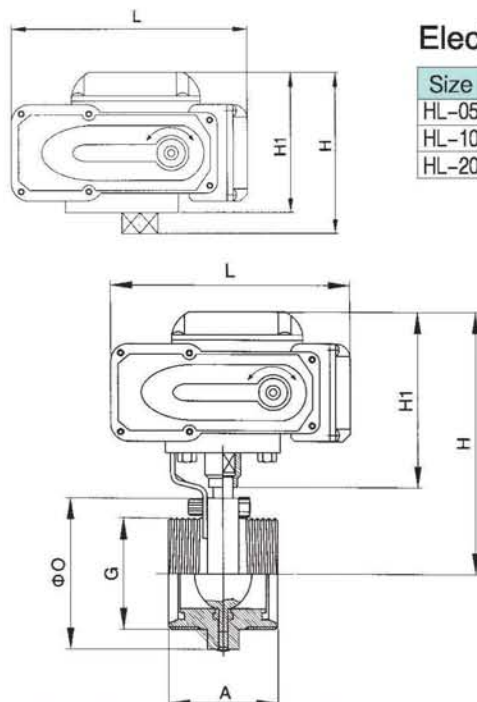


Stainless Steel Pneumatic Actuator

Size	Dc	H	arm with butterfly valve	arm with ball valve
Φ85	85.0	180.5	DN20-DN100 1"-4"	DN20-DN50 1"-2"
Φ133	133.0	298.0	DN125-DN200 5"-8"	DN65-DN80 2.5"-3"



Electric Butterfly Valve



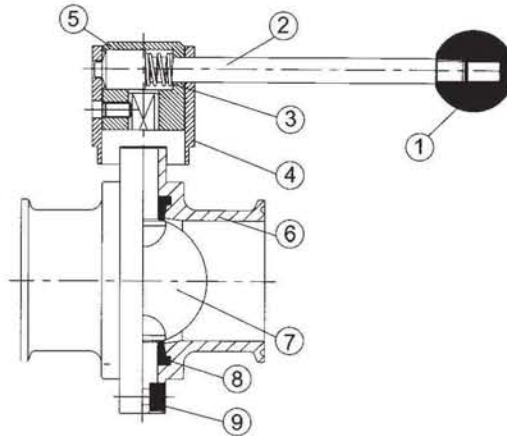
Electric Actuator

Size	L	H	H	arm with butterfly valve	arm with ball valve
HL-05	157.5	115.0	103.0	DN20-DN100 1"-4"	DN20-DN50 1"-2"
HL-10	208.0	124.0	115.0	DN125-DN200 5"-8"	DN65-DN80 2.5"-3"
HL-20	280.0	135.0	109.0		DN100 4"

DIN

Size	O	G	A	L	H	H1
DN15	78.0	34X1/8	66.0	157.5	131.0	170.5
DN20	78.0	44X1/6	66.0	157.5	131.0	170.5
DN25	78.0	52X1/6	66.0	157.5	131.0	170.5
DN32	86.0	58X1/6	70.0	157.5	131.0	174.0
DN40	90.0	65X1/6	74.0	157.5	131.0	176.0
DN50	106.0	78X1/6	76.0	157.5	131.0	184.0
DN65	124.0	95X1/6	84.0	208.0	145.0	207.0
DN80	139.0	110X1/4	90.0	208.0	145.0	214.5
DN100	159.0	130X1/4	108.0	208.0	145.0	224.5
DN125	185.0	160X1/4	130.0	208.0	145.0	237.5
DN150	215.0	190X1/4	150.0	208.0	145.0	252.5

Unit: mm

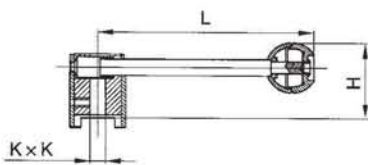


NO.	NAME
1	KNOB
2	STEEL-BAR
3	SPRING ST.ST
4	ST.ST
5	HOLDER
6	BODY
7	DISC
8	EPDM RUBBER SEAT
9	SCREW BOLT

Torque of Full Open/Close

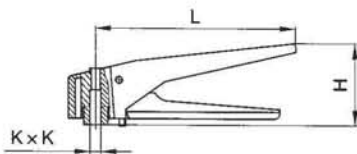
1"	<1 m/kg
1 1/2"	<1 m/kg
2"	1.3 m/kg
2 1/2"	1.5 m/kg
3"	2.0 m/kg
4"	3.1 m/kg

Pull Handle(2,3,4 Position)



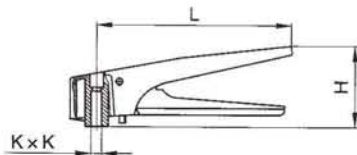
K x K	H	L	arm with butterfly valve	
8.0 x 8.0	41.4	126.0	1/2" - 1 1/2"	DN15-DN40
10.0 x 10.0	41.4	133.0	2"	DN50
10.0 x 10.0	41.4	144.0	2 1/2" - 3"	DN65
10.0 x 10.0	43.0	160.0	3 1/2" - 4"	DN80-DN100
10.0 x 10.0	43.0	220.0	5" - 6"	DN125-DN150

Plastic Gripper Handle (12 Postion)



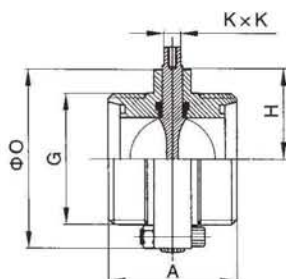
K x K	H	L	arm with butterfly valve	
8.0 x 8.0	42.0	132.0	1/2" - 1 1/2"	DN15-DN40
10.0 x 10.0	46.0	155.0	2" - 4"	DN50-DN100

Stainless Steel Gripper Handle(12 Position)



K x K	H	L	arm with butterfly valve	
8.0 x 8.0	55.0	155.0	1/2" - 1 1/2"	DN15-DN40
10.0 x 10.0	55.0	155.0	2" - 3"	DN50-DN65
11.0 x 11.0	55.0	155.0	3 1/2" - 6"	DN80-DN150

Butterfly Valve Thread End

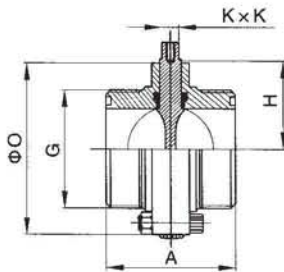


DIN

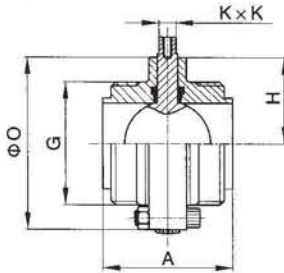
Size	O	G	K x K	A	H
DN15	78.0	RD34 x 1/8	8.0 x 8.0	66.0	39.0
DN20	78.0	RD44 x 1/6	8.0 x 8.0	66.0	39.0
DN25	78.0	RD52 x 1/6	8.0 x 8.0	66.0	39.0
DN32	86.0	RD58 x 1/6	8.0 x 8.0	70.0	43.0
DN40	90.0	RD65 x 1/6	8.0 x 8.0	74.0	45.0
DN50	106.0	RD78 x 1/6	10.0 x 10.0	76.0	53.0
DN65	124.0	RD95 x 1/6	10.0 x 10.0	84.0	62.0
DN80	139.0	RD110 x 1/4	11.0 x 11.0	90.0	69.5
DN100	159.0	RD130 x 1/4	11.0 x 11.0	104.0	79.5
DN125	185.0	RD160 x 1/4	11.0 x 11.0	130.0	92.5
DN150	215.0	RD190 x 1/4	11.0 x 11.0	150.0	107.5

Unit: mm

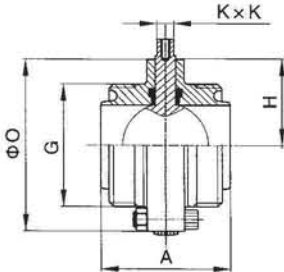
Butterfly Valve Thread End



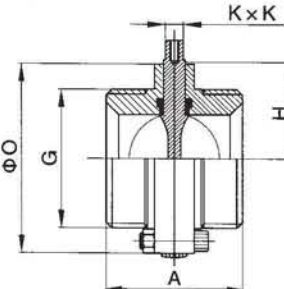
Butterfly Valve Thread End



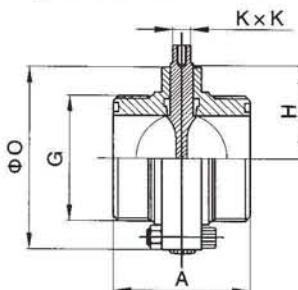
Butterfly Valve Thread End



Butterfly Valve Thread End



Butterfly Valve Thread End



SMS

Size	O	G	K x K	A	H
19	78.0	RD36 x 1/8	8.0 x 8.0	66.0	39.0
25	78.0	RD40 x 1/6	8.0 x 8.0	66.0	39.0
32	78.0	RD48 x 1/6	8.0 x 8.0	66.0	39.0
38	86.0	RD60 x 1/6	8.0 x 8.0	70.0	43.0
51	102.0	RD70 x 1/6	10.0 x 10.0	76.0	51.0
63	115.0	RD85 x 1/6	10.0 x 10.0	80.0	57.2
76	128.0	RD98 x 1/6	10.0 x 10.0	84.0	64.0
89	139.0	RD110 x 1/6	11.0 x 11.0	90.0	69.5
102	154.0	RD125 x 1/6	11.0 x 11.0	104.0	77.0
102	159.0	RD132 x 1/6	11.0 x 11.0	104.0	79.5

ISO/IDF

Size	O	G	K x K	A	H
1"	78.0	37.1 x 8TACME	8.0 x 8.0	66.0	39.0
1 1/2"	86.0	50.6 x 8TACME	8.0 x 8.0	70.0	43.0
2"	102.0	64.2 x 8TACME	10.0 x 10.0	76.0	51.0
2 1/2"	115.0	77.7 x 8TACME	10.0 x 10.0	80.0	57.5
3"	128.0	91.2 x 8TACME	10.0 x 10.0	84.0	64.0
4"	154.0	118.4 x 8TACME	11.0 x 11.0	104.0	77.0
4"	154.0	125.9 x 6TACME	11.0 x 11.0	104.0	77.0

RJT

Size	O	G	K x K	A	H
1"	78.0	45.7 x 8TWHIT	8.0 x 8.0	66.0	39.0
1 1/2"	86.0	58.4 x 8TWHIT	8.0 x 8.0	70.0	43.0
2"	102.0	72.7 x 6TWHIT	10.0 x 10.0	76.0	51.0
2 1/2"	115.0	85.4 x 6TWHIT	10.0 x 10.0	80.0	47.5
3"	128.0	98.1 x 6TWHIT	10.0 x 10.0	84.0	64.0
4"	154.0	123.8 x 6TWHIT	11.0 x 11.0	104.0	77.0
6"	215.0	174.3 x 6TWHIT	11.0 x 11.0	150.0	107.5

3A

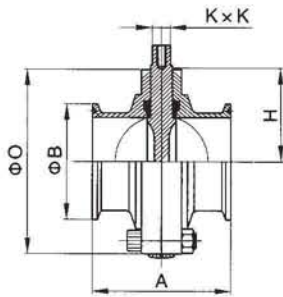
Size	O	G	K x K	A	H
1"	78.0	37.1 x 6TACME	8.0 x 8.0	66.0	39.0
1 1/2"	86.0	50.6 x 6TACME	8.0 x 8.0	70.0	43.0
2"	102.0	64.2 x 6TACME	10.0 x 10.0	76.0	51.0
2 1/2"	115.0	77.7 x 6TACME	10.0 x 10.0	80.0	57.5
3"	128.0	91.2 x 6TACME	10.0 x 10.0	84.0	64.0
4"	154.0	119.2 x 6TACME	11.0 x 11.0	104.0	77.0

DS

Size	O	G	K x K	A	H
1"	78.0	RD44 x 1/6	8.0 x 8.0	66.0	39.0
1 1/4"	78.0	RD52 x 1/6	8.0 x 8.0	66.0	39.0
1 1/2"	86.0	RD58 x 1/6	8.0 x 8.0	70.0	43.0
2"	102.0	RD72 x 1/6	10.0 x 10.0	76.0	51.0
2 1/2"	115.0	RD88 x 1/6	10.0 x 10.0	80.0	57.5
3"	128.0	RD100 x 1/6	10.0 x 10.0	84.0	64.0
4"	159.0	RD130 x 1/4	11.0 x 11.0	104.0	79.5

Unit: mm

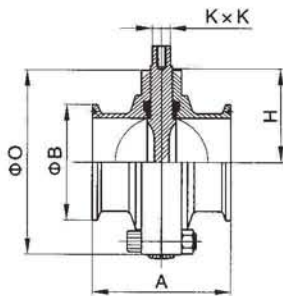
Butterfly Valve Clamp End



DIN

Size	O	B	K×K	A	H
DN15	78.0	34.0	8.0×8.0	66.0	39.0
DN20	78.0	34.0	8.0×8.0	66.0	39.0
DN25	78.0	50.5	8.0×8.0	66.0	39.0
DN32	86.0	50.5	8.0×8.0	66.0	43.0
DN40	90.0	50.5	8.0×8.0	70.0	45.0
DN50	106.0	64.0	10.0×10.0	76.0	53.0
DN65	124.0	91.0	10.0×10.0	80.0	62.0
DN80	139.0	106.0	11.0×11.0	84.0	69.5
DN100	159.0	119.0	11.0×11.0	104.0	79.5
DN125	185.0	145.0	11.0×11.0	136.0	92.5
DN150	215.0	167.0	11.0×11.0	146.0	107.5

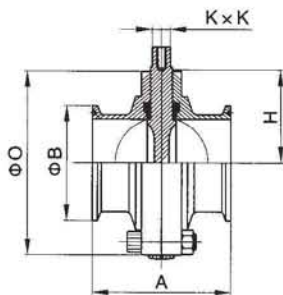
Butterfly Valve Clamp End



SMS

Size	O	B	K×K	A	H
25	78.0	50.5	8.0×8.0	66.0	39.0
32	78.0	50.5	8.0×8.0	66.0	39.0
38	86.0	50.5	8.0×8.0	70.0	43.0
51	102.0	64.0	10.0×10.0	76.0	62.0
63	115.0	77.5	10.0×10.0	80.0	57.5
76	128.0	91.0	10.0×10.0	84.0	64.0
89	139.0	106.0	11.0×11.0	90.0	69.5
102	154.0	119.0	11.0×11.0	104.0	77.0

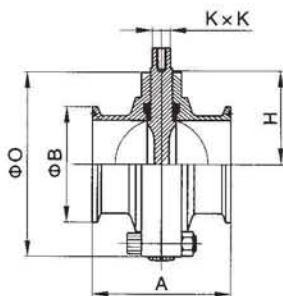
Butterfly Valve Clamp End



ISO/IDF

Size	O	B	K×K	A	H
Φ19	78.0	25.4	8.0×8.0	66.0	39.0
Φ25	78.0	50.5	8.0×8.0	66.0	39.0
Φ32	78.0	50.5	8.0×8.0	66.0	39.0
Φ38	86.0	50.5	8.0×8.0	70.0	43.0
Φ45	90.0	64.0	8.0×8.0	74.0	45.0
Φ51	102.0	64.0	10.0×10.0	76.0	51.0
Φ57	106.0	77.5	10.0×10.0	78.0	53.0
Φ63	115.0	77.5	10.0×10.0	80.0	57.5
Φ76	128.0	91.0	10.0×10.0	84.0	64.0
Φ89	139.0	106.0	11.0×11.0	90.0	69.5
Φ102	154.0	119.0	11.0×11.0	104.0	77.0
Φ108	159.0	119.0	11.0×11.0	107.0	79.5
Φ133	185.0	145.0	11.0×11.0	136.0	92.5
Φ159	215.0	183.0	11.0×11.0	146.0	107.5
Φ219	285.0	233.5	14.0×14.0	166.0	142.5

Butterfly Valve Clamp End

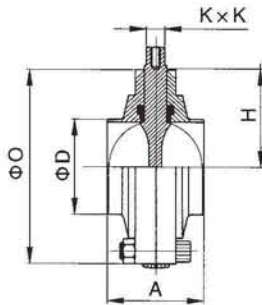


3A

Size	O	B	K×K	A	H
1/2"	78.0	25.4	8.0×8.0	66.0	39.0
3/4"	78.0	25.4	8.0×8.0	66.0	39.0
1"	78.0	50.5	8.0×8.0	66.0	39.0
1 1/2"	86.0	50.5	8.0×8.0	70.0	43.0
2"	102.0	64.0	10.0×10.0	76.0	51.0
2 1/2"	115.0	77.5	10.0×10.0	80.0	57.5
3"	128.0	91.0	10.0×10.0	84.0	64.0
4"	154.0	119.0	11.0×11.0	106.0	77.0
5"	185.0	145.0	11.0×11.0	136.0	92.5
6"	215.0	167.0	11.0×11.0	146.0	107.5
8"	285.0	217.0	14.0×14.0	166.0	142.5

Unit: mm

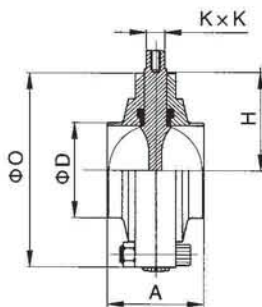
Butterfly Valve Weld End



DIN

Size	O	D	K x K	A	H
DN15	78.0	18.0	8.0 x 8.0	50.0	39.0
DN20	78.0	22.0	8.0 x 8.0	50.0	39.0
DN25	78.0	28.0	8.0 x 8.0	50.0	39.0
DN32	86.0	34.0	8.0 x 8.0	50.0	43.0
DN40	90.0	40.0	8.0 x 8.0	50.0	45.0
DN50	106.0	52.0	10.0 x 10.0	52.0	53.0
DN65	124.0	70.0	10.0 x 10.0	56.0	62.0
DN80	139.0	85.0	11.0 x 11.0	60.0	69.5
DN100	159.0	104.0	11.0 x 11.0	64.0	79.5
DN125	185.0	129.0	11.0 x 11.0	80.0	92.5
DN150	215.0	154.0	11.0 x 11.0	90.0	107.5

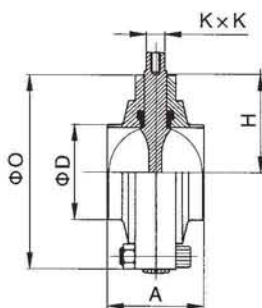
Butterfly Valve Weld End



SMS

Size	O	D	K x K	A	H
19	78.0	19.0	8.0 x 8.0	50.0	39.0
25	78.0	25.4	8.0 x 8.0	50.0	39.0
32	78.0	31.8	8.0 x 8.0	50.0	39.0
38	86.0	38.1	8.0 x 8.0	52.0	43.0
51	102.0	50.8	10.0 x 10.0	56.0	51.0
63	115.0	63.5	10.0 x 10.0	56.0	57.5
76	128.0	76.2	10.0 x 10.0	56.0	64.0
89	139.0	89.0	11.0 x 11.0	60.0	69.5
102	154.0	101.6	11.0 x 11.0	64.0	77.0

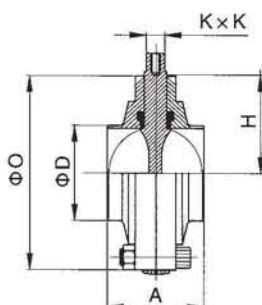
Butterfly Valve Weld End



ISO/IDF

Size	O	D	K x K	A	H
Φ19	78.0	19.0	8.0 x 8.0	50.0	39.0
Φ25	78.0	25.4	8.0 x 8.0	50.0	39.0
Φ32	78.0	31.8	8.0 x 8.0	50.0	39.0
Φ38	86.0	38.1	8.0 x 8.0	50.0	43.0
Φ45	90.0	45.0	8.0 x 8.0	50.0	45.0
Φ51	102.0	50.8	10.0 x 10.0	52.0	51.0
Φ57	106.0	57.0	10.0 x 10.0	52.0	53.0
Φ63	115.0	63.5	10.0 x 10.0	56.0	57.5
Φ76	128.0	76.2	10.0 x 10.0	56.0	64.0
Φ89	139.0	89.0	11.0 x 11.0	60.0	69.5
Φ102	154.0	101.6	11.0 x 11.0	64.0	77.0
Φ108	159.0	108.0	11.0 x 11.0	64.0	79.5
Φ133	185.0	133.0	11.0 x 11.0	80.0	92.5
Φ159	215.0	159.0	11.0 x 11.0	90.0	107.5
Φ219	285.0	219.0	14.0 x 14.0	90.0	142.5

Butterfly Valve Weld End



3A

Size	O	D	K x K	A	H
1/2"	78.0	12.7	8.0 x 8.0	50.0	39.0
3/4"	78.0	19.1	8.0 x 8.0	50.0	39.0
1"	78.0	25.4	8.0 x 8.0	50.0	39.0
1 1/2"	86.0	38.1	8.0 x 8.0	50.0	43.0
2"	102.0	50.8	10.0 x 10.0	52.0	51.0
2 1/2"	115.0	63.5	10.0 x 10.0	56.0	57.5
3"	128.0	76.2	10.0 x 10.0	56.0	64.0
4"	154.0	101.6	11.0 x 11.0	64.0	77.0
6"	215.0	152.4	11.0 x 11.0	90.0	107.5
8"	285.0	203.2	14.0 x 14.0	90.0	142.5