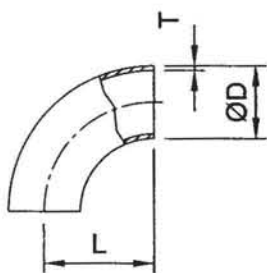


Unit: mm

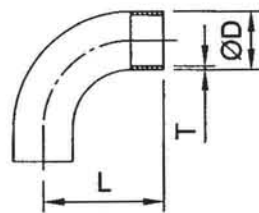
90° Short Bend



2WCL-90° Bend

SIZE	D	L	T
1.0"	25.4	38.10	1.65
1.5"	38.1	57.20	1.65
2.0"	50.8	76.20	1.65
2.5"	63.5	95.25	1.65
3.0"	76.2	114.30	1.65
4.0"	101.6	152.40	2.10

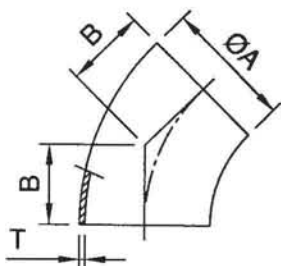
90° Long Bend



L2S-90° Bend

SIZE	D	L	T
1.0"	25.4	52.4	1.65
1.5"	38.1	74.6	1.65
2.0"	50.8	103.2	1.65
2.5"	63.5	131.8	1.65
3.0"	76.2	160.3	1.65
4.0"	101.6	211.1	2.10

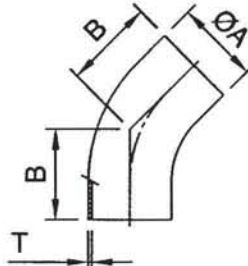
45° Short Elbow



2WCL-45° Elbow

SIZE	A	B	T
1.0"	25.4	15.8	1.65
1.5"	38.1	23.8	1.65
2.0"	50.8	31.75	1.65
2.5"	63.5	39.6	1.65
3.0"	76.2	47.6	1.65
4.0"	101.6	63.5	2.10

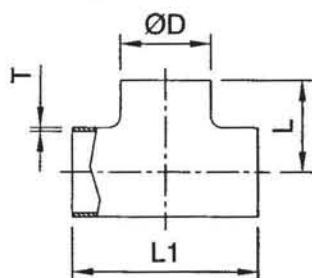
45° Long Elbow



L2KS-45° Elbow

SIZE	A	B	T
1.0"	25.4	30.2	1.65
1.5"	38.1	41.3	1.65
2.0"	50.8	58.7	1.65
2.5"	63.5	76.2	1.65
3.0"	76.2	93.7	1.65
4.0"	101.6	122.2	2.10

Welding Tee



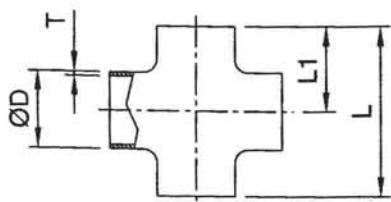
L7WWW-Short Tee

SIZE	D	L	L1	T
1.0"	25.4	28.6	57.2	1.65
1.5"	38.1	42.1	84.2	1.65
2.0"	50.8	52.4	104.8	1.65
2.5"	63.5	59.5	119.0	1.65
3.0"	76.2	65.9	131.8	1.65
4.0"	101.6	87.3	174.6	2.10

7W-Long Tee

SIZE	D	L	L1	T
1.0"	25.4	47.6	95.2	1.65
1.5"	38.1	57.2	114.4	1.65
2.0"	50.8	76.2	152.4	1.65
2.5"	63.5	76.2	152.4	1.65
3.0"	76.2	82.6	165.2	1.65
4.0"	101.6	98.4	196.8	2.10

Cross



L9WWW-Cross

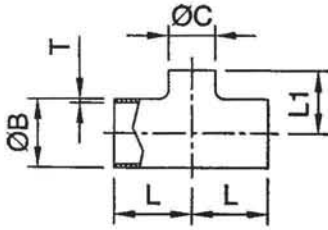
SIZE	D	L	L1	T
1.0"	25.4	57.2	28.6	1.65
1.5"	38.1	84.2	42.1	1.65
2.0"	50.8	104.8	52.4	1.65
2.5"	63.5	119.0	59.5	1.65
3.0"	76.2	131.8	65.9	1.65
4.0"	101.6	174.6	87.3	2.10

L9W-Long Cross

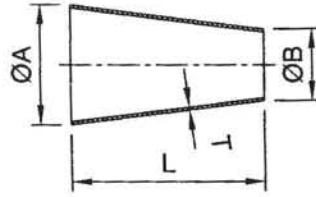
SIZE	D	L	L1	T
1.0"	25.4	95.2	47.6	1.65
1.5"	38.1	114.4	57.2	1.65
2.0"	50.8	152.4	76.2	1.65
2.5"	63.5	152.4	76.2	1.65
3.0"	76.2	165.2	82.6	1.65
4.0"	101.6	196.8	98.4	2.10

Unit: mm

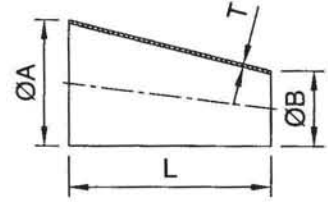
Long Reducing Tee



Concentric Reducer



Eccentric Reducer



L7RW-Long Reducing Tee

SIZE	B	C	L	L1	T
1.5"x1.0"	38.1	25.4	57.15	53.98	1.65
2.0"x1.0"	50.8	25.4	76.20	60.30	1.65
2.0"x1.5"	50.8	38.1	76.20	63.50	1.65
2.5"x1.5"	63.5	38.1	76.20	69.85	1.65
2.5"x2.0"	63.5	50.8	76.20	82.55	1.65
3.0"x1.5"	76.2	38.1	82.55	76.20	1.65
3.0"x2.0"	76.2	50.8	82.55	88.90	1.65
3.0"x2.5"	76.2	63.5	82.55	82.55	1.65
4.0"x2.0"	101.6	50.8	98.40	101.60	2.10
4.0"x2.5"	101.6	63.5	98.40	95.25	2.10
4.0"x3.0"	101.6	76.2	98.40	95.25	2.10

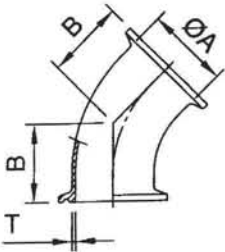
L31-Concentric Reducer

SIZE	A	B	L	T
1.5"x1.0"	38.1	25.4	50.8	1.65
2.0"x1.5"	50.8	38.1	50.8	1.65
2.5"x1.5"	63.5	38.1	101.6	1.65
2.5"x2.0"	63.5	50.8	50.8	1.65
3.0"x1.5"	76.2	38.1	152.4	1.65
3.0"x2.0"	76.2	50.8	101.6	1.65
3.0"x2.5"	76.2	63.5	50.8	1.65
4.0"x1.5"	101.6	38.1	254.0	2.10
4.0"x2.0"	101.6	50.8	203.2	2.10
4.0"x2.5"	101.6	63.5	152.4	2.10
4.0"x3.0"	101.6	76.2	101.6	2.10

L32-Eccentric Reducer

SIZE	A	B	L	T
1.5"x1.0"	38.1	25.4	50.8	1.65
2.0"x1.5"	50.8	38.1	50.8	1.65
2.5"x1.5"	63.5	38.1	101.6	1.65
2.5"x2.0"	63.5	50.8	50.8	1.65
3.0"x1.5"	76.2	38.1	152.4	1.65
3.0"x2.0"	76.2	50.8	101.6	1.65
3.0"x2.5"	76.2	63.5	50.8	1.65
4.0"x1.5"	101.6	38.1	254.0	2.10
4.0"x2.0"	101.6	50.8	203.2	2.10
4.0"x2.5"	101.6	63.5	152.4	2.10
4.0"x3.0"	101.6	76.2	101.6	2.10

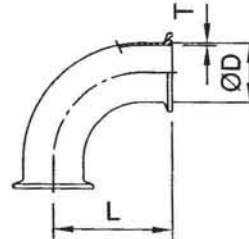
45° Clamp Elbow



2KMP-45° Elbow

SIZE	A	B	T
1.0"	25.4	28.5	1.65
1.5"	38.1	36.5	1.65
2.0"	50.8	44.45	1.65
2.5"	63.5	52.3	1.65
3.0"	76.2	60.3	1.65
4.0"	101.6	76.2	2.10

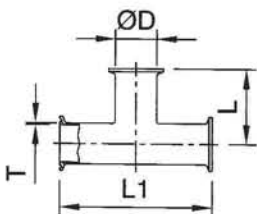
90° Clamp Bend



2CMP-90° Bend

SIZE	D	L	T
1.0"	25.4	50.8	1.65
1.5"	38.1	69.9	1.65
2.0"	50.8	88.9	1.65
2.5"	63.5	107.95	1.65
3.0"	76.2	127.0	1.65
4.0"	101.6	168.2	2.10

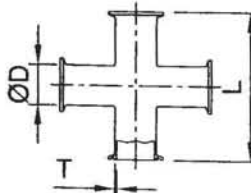
Clamp Tee



7MP-Clamp long Tee

SIZE	D	L	L1	T
1.0"	25.4	60.3	120.6	1.65
1.5"	38.1	69.9	139.8	1.65
2.0"	50.8	88.9	177.8	1.65
2.5"	63.5	88.9	177.8	1.65
3.0"	76.2	95.3	190.6	1.65
4.0"	101.6	114.2	228.4	2.10

Clamp Cross

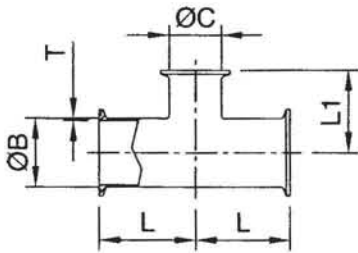


9MP-Clamp Long Cross

SIZE	D	L	L1	T
1.0"	25.4	120.6	60.3	1.65
1.5"	38.1	139.8	69.9	1.65
2.0"	50.8	177.8	88.9	1.65
2.5"	63.5	177.8	88.9	1.65
3.0"	76.2	190.6	95.3	1.65
4.0"	101.6	228.4	114.2	2.10

Unit: mm

Reducing Tee

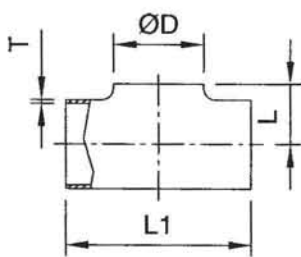


L7RMP-Reducing Tee Clamp End

SIZE	B	C	L	L1
1.5"x1.0"	38.1	25.4	69.85	66.68
2.0"x1.0"	50.8	25.4	88.90	73.00
2.0"x1.5"	50.8	38.1	88.90	76.20
2.5"x1.5"	63.5	38.1	88.90	82.55
2.5"x2.0"	63.5	50.8	88.90	95.25
3.0"x1.5"	76.2	38.1	95.25	88.90

SIZE	B	C	L	L1
3.0"x2.0"	76.2	50.8	95.25	101.60
3.0"x2.5"	76.2	63.5	95.25	95.25
4.0"x2.0"	101.6	50.8	114.20	114.30
4.0"x2.5"	101.6	63.5	114.20	107.95
4.0"x3.0"	101.6	76.2	114.20	107.95

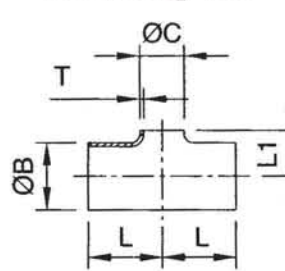
Equal Tee



Equal Tee W/O Straight end

SIZE	D	L	L1	T
1.0"	25.4	16	57.2	1.65
1.5"	38.1	22	84.2	1.65
2.0"	50.8	29	104.8	1.65
2.5"	63.5	35	119.0	1.65
3.0"	76.2	41	131.8	1.65
4.0"	101.6	54	174.6	2.10

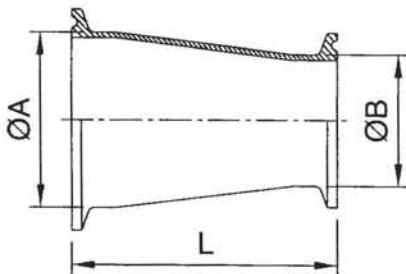
Reducing Tee



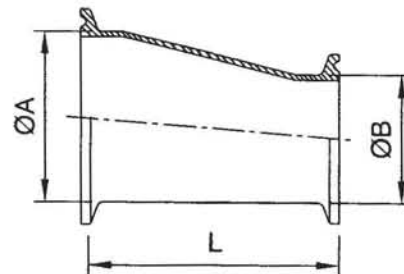
Reducing Tee W/O Straight end

SIZE	B	C	L	L1
1.5"x1.0"	38.1	25.4	42.1	22
2.0"x1.5"	50.8	38.1	52.4	29
2.5"x2.0"	63.5	50.8	59.5	35
3.0"x2.0"	76.2	50.8	65.9	41
3.0"x2.5"	76.2	63.5	65.9	41
4.0"x2.0"	101.6	50.8	117.5	54
4.0"x2.5"	101.6	63.5	117.5	54
4.0"x3.0"	101.6	76.2	117.5	54

Concentric Reducer



Eccentric Reducer



31-14MP Concentric Reducer Clamp End

SIZE	A	B	L
1.5"x1.0"	38.1	25.4	76.2
2.0"x1.5"	50.8	38.1	76.2
2.5"x1.5"	63.5	38.1	127.0
2.5"x2.0"	63.5	50.8	76.2
3.0"x1.5"	76.2	38.1	177.8
3.0"x2.0"	76.2	50.8	127.0
3.0"x2.5"	76.2	63.5	76.2
4.0"x1.5"	101.6	38.1	282.5
4.0"x2.0"	101.6	50.8	231.7
4.0"x2.5"	101.6	63.5	180.9
4.0"x3.0"	101.6	76.2	130.1

32-14MP Eccentric Reducer Clamp End

SIZE	A	B	L
1.5"x1.0"	38.1	25.4	76.2
2.0"x1.5"	50.8	38.1	76.2
2.5"x1.5"	63.5	38.1	127.0
2.5"x2.0"	63.5	50.8	76.2
3.0"x1.5"	76.2	38.1	177.8
3.0"x2.0"	76.2	50.8	127.0
3.0"x2.5"	76.2	63.5	76.2
4.0"x1.5"	101.6	38.1	282.5
4.0"x2.0"	101.6	50.8	231.7
4.0"x2.5"	101.6	63.5	180.9
4.0"x3.0"	101.6	76.2	130.1